

Assembly Instruction

ITEM NO.:9468CC-2L

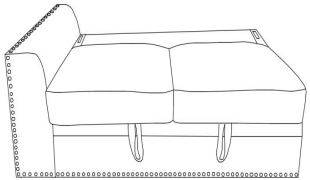
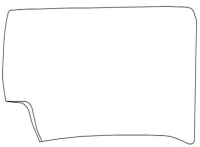

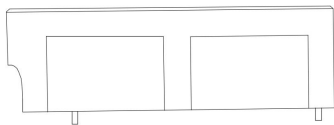
(1/2)LSF 2-Seater w/ Pull-Out Bed



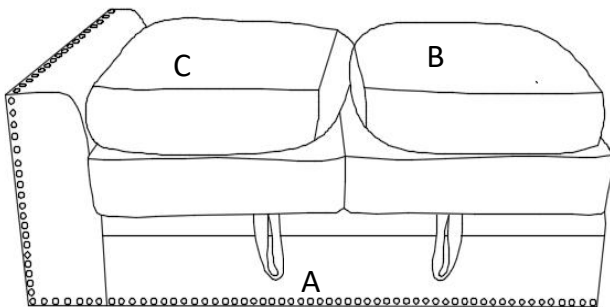
Back cushions are stored in the 2-seater, pls take out for assembly

Note: Do not use power tools for assembly. Power tools increase the risk of over tightening which lead to splitting or cracking the wood

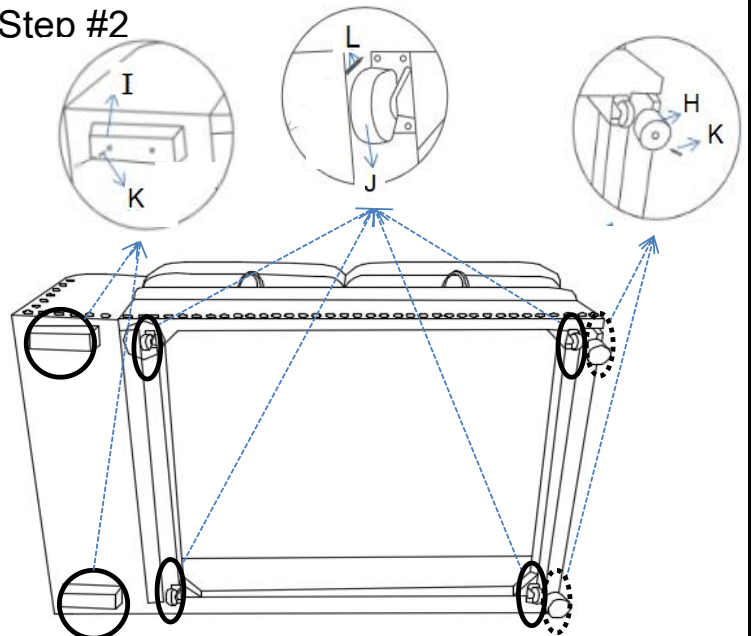
Component list .

Label	Picture	Description	QTY(pc)
A		RSF 2- Seater	1
B		LSF Back Cushion	1
C		RSF Back Cushion	1
D		LSF 2- Seater Back Rest	1

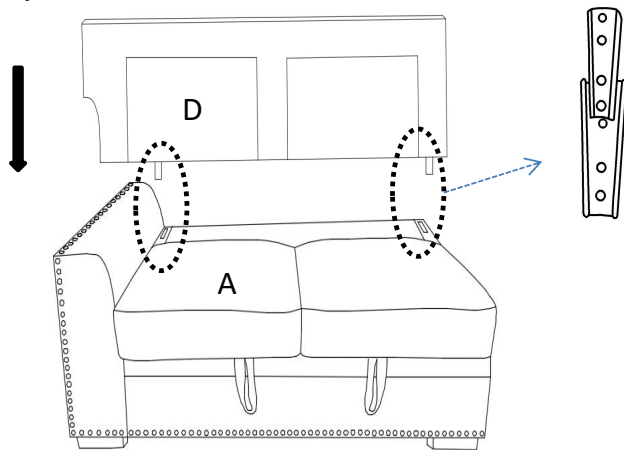
Step #1



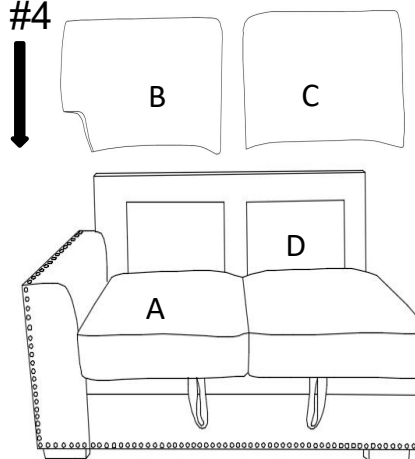
Step #2



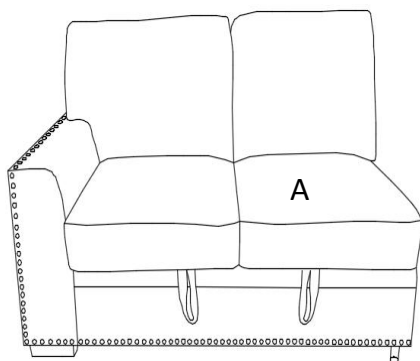
Step #3



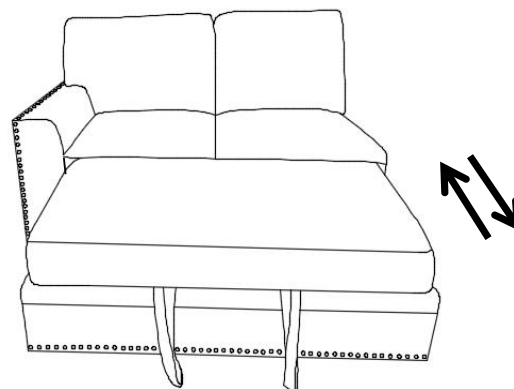
Step #4



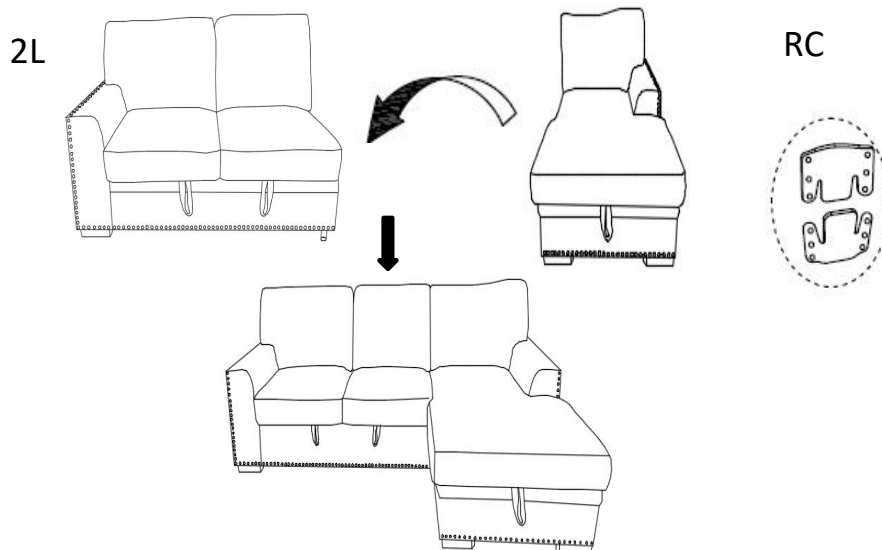
Step #5



Step #6



Step #7



Care Instruction for 100% Polyester Furniture:

In order to maintain the original appearance of your 100% Polyester furniture, please follow below simple care proceures:

- Avoid exposing furniture directly to sunlight or heating and air conditioning outlets. Sunlight and or exposure to heating and air conditioning outlets will fade/damage fabric.
- Vacuum or wipe with a soft cloth to remove dust.



For item use on wooden floor, hard surfaces or carpets, it is recommended to install protective pads under all legs and supports to avoid/prevent from damages/scratches and discoloration.