



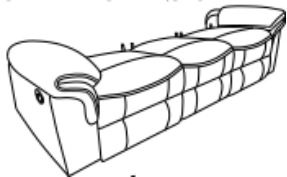

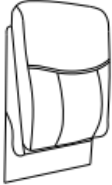

## Assembly Instruction

# DOUBLE RECLINING SOFA WITH CENTER DROP DOWN CUP HOLDERS RECEPTACLE & HIDDEN DRAWER AND USB PORT

**ITEM NO.: 8206GRY-3/8206BRW-3/8206NF-3**

**NOTE: Do not use power tools for assembly. Power tools increase the risk of over tightening which leads to splitting or cracking the wood.**

### COMPONENT LIST (SOFA)

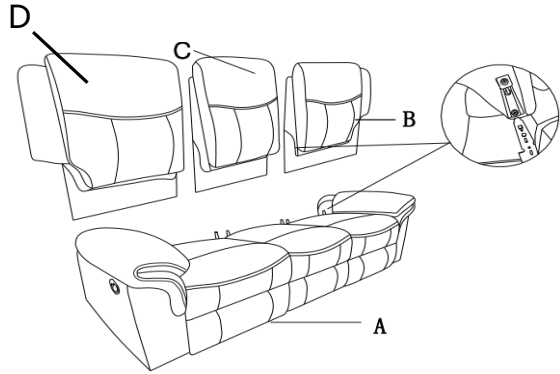
NO.	DRAWING	QTY	DESCRIPTION
A		1	SEAT
B		1	RSF BACK REST
C		1	MIDDLE BACK REST
D		1	LSF BACK REST

### STEP# 1

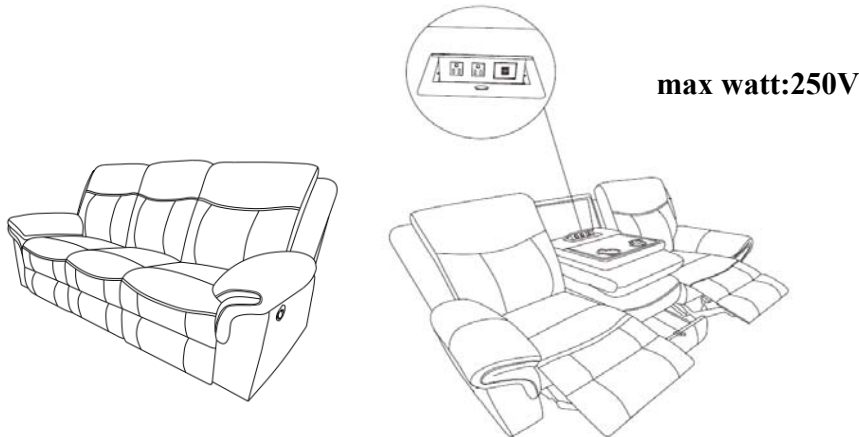
Attach LSF Back Rest(D) and RSF Back Rest(B) to the Seat (A).

### STEP# 2

Attach Middle Back Rest (C) to the seat(A) .



### STEP# 3 Completed



### Care Instruction for AIREHYDE or Polished Microfiber Furniture..

In order to maintain the original appearance of your AIREHYDE(8206GRY-3 and 8206BRW-3) or Polished Microfiber(8206NF-3) furniture, please follow below simple care procedures:

- Avoid exposing furniture directly to sunlight or heating and air conditioning outlets. Sunlight and/or exposure to heating and air conditioning outlets will fade/damage AIREHYDE or Polished Microfiber.
- Do not place your AIREHYDE or Polished Microfiber furniture too close to windows, radiators, or vents.
- Vacuum or wipe with a soft brush to remove dust.



**For items use on wooden floor, hard surfaces or carpets, it is recommended to install protective pads under all legs and supports to avoid/prevent from damages/scratches and discoloration.**